

IDENTIFYING ANGLES

Name: _____ Date: _____

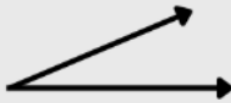


Identifying Angles



Directions: Identify the following angles. Circle the correct answer.

1



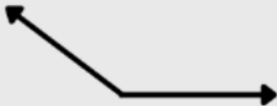
- a. Right Angle
- b. Acute Angle
- c. Obtuse Angle

2



- a. Right Angle
- b. Acute Angle
- c. Obtuse Angle

3



- a. Right Angle
- b. Acute Angle
- c. Obtuse Angle

4



- a. Right Angle
- b. Acute Angle
- c. Obtuse Angle

www.TheTeacherTreasury.com

Date: _____

Angles



es. Circle the correct answer.


- a. Right Angle
- b. Acute Angle
- c. Obtuse Angle

- a. Right Angle
- b. Acute Angle
- c. Obtuse Angle

- a. Right Angle
- b. Acute Angle
- c. Obtuse Angle

- a. Right Angle
- b. Acute Angle
- c. Obtuse Angle

www.TheTeacherTreasury.com

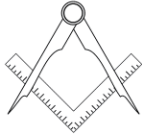


Free Download

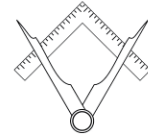
www.TheTeacherTreasury.com

Name: _____

Date: _____

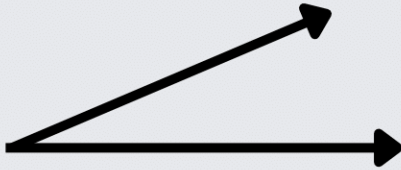


Identifying Angles



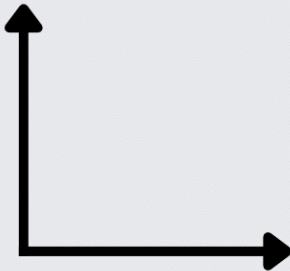
Directions: Identify the following angles. Circle the correct answer.

1



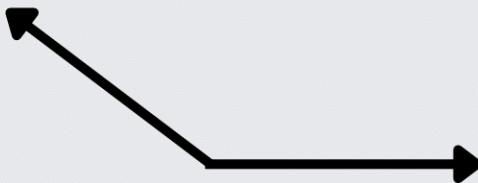
- a. Right Angle
- b. Acute Angle
- c. Obtuse Angle

2



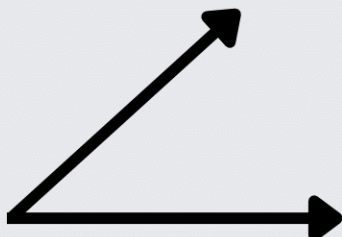
- a. Right Angle
- b. Acute Angle
- c. Obtuse Angle

3



- a. Right Angle
- b. Acute Angle
- c. Obtuse Angle

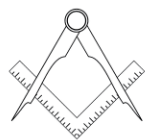
4



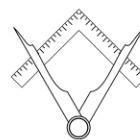
- a. Right Angle
- b. Acute Angle
- c. Obtuse Angle

Name: _____

Date: _____

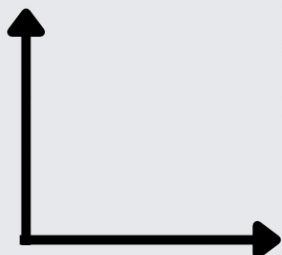


Identifying Angles




Directions: Identify the following angles. Circle the correct answer.

5



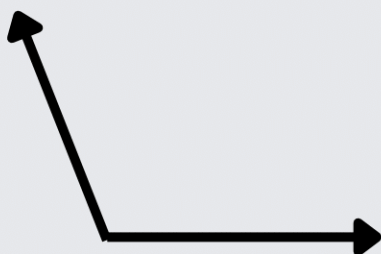
- a. Right Angle
- b. Acute Angle
- c. Obtuse Angle

6



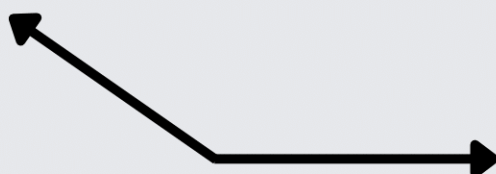
- a. Right Angle
- b. Acute Angle
- c. Obtuse Angle

7



- a. Right Angle
- b. Acute Angle
- c. Obtuse Angle

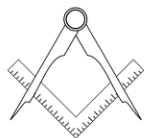
8



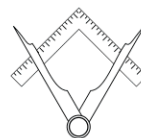
- a. Right Angle
- b. Acute Angle
- c. Obtuse Angle

Name: _____

Date: _____




Identifying Angles



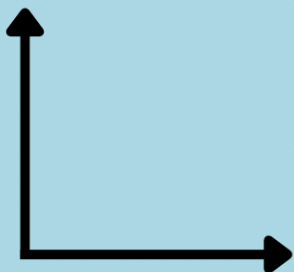
Directions: Identify the following angles. Circle the correct answer.

1



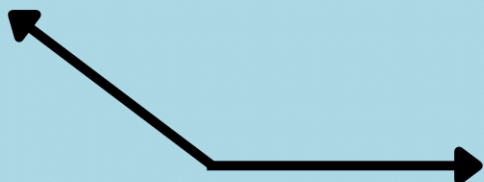
- a. Right Angle
- b. Acute Angle
- c. Obtuse Angle

2



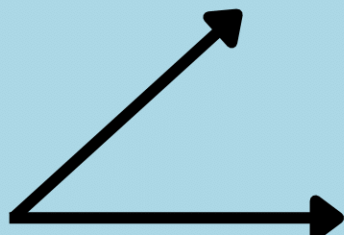
- a. Right Angle
- b. Acute Angle
- c. Obtuse Angle

3

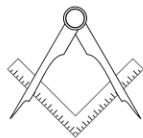


- a. Right Angle
- b. Acute Angle
- c. Obtuse Angle

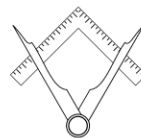
4



- a. Right Angle
- b. Acute Angle
- c. Obtuse Angle

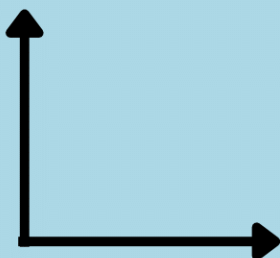


Identifying Angles




Directions: Identify the following angles. Circle the correct answer.

5



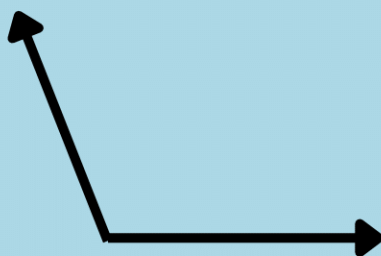
- a. Right Angle
- b. Acute Angle
- c. Obtuse Angle

6



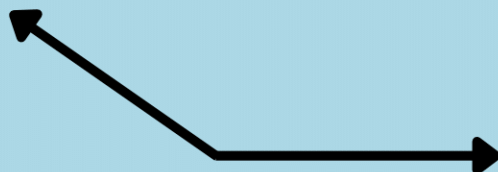
- a. Right Angle
- b. Acute Angle
- c. Obtuse Angle

7



- a. Right Angle
- b. Acute Angle
- c. Obtuse Angle

8



- a. Right Angle
- b. Acute Angle
- c. Obtuse Angle

ACKNOWLEDGEMENTS

Borders, fonts, and graphics by



Canva



Follow, Tweet, Pin, & Share!




Thank you for downloading!

www.TheTeacherTreasury.com



HELP US GROW

Please take a moment to tell other educators about our website and resources.



We appreciate your support!

www.TheTeacherTreasury.com

