

FREE!


ELEMENTARY GEOMETRY:


IDENTIFYING ANGLES

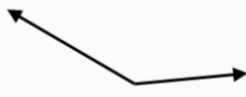
Name _____ Date _____


Identifying Angles

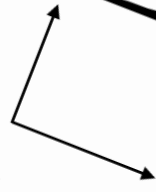
Directions: Identify the following angles.

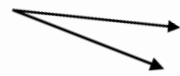
1  a. Right Angle b. Acute Angle c. Obtuse Angle


2  a. Right Angle b. Acute Angle c. Obtuse Angle


3  a. Right Angle b. Acute Angle c. Obtuse Angle

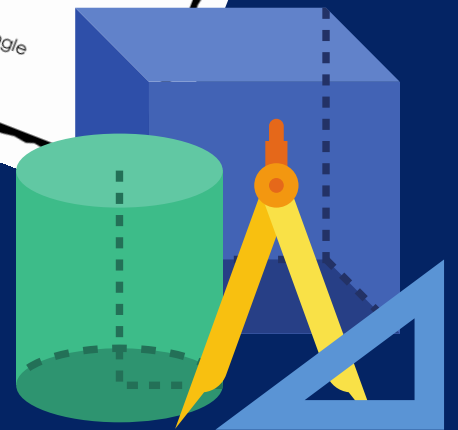
4  a. Right Angle b. Acute Angle c. Obtuse Angle

5  a. Right Angle b. Acute Angle c. Obtuse Angle

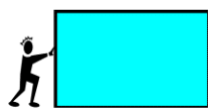
 b. Acute Angle c. Obtuse Angle

 a. Right Angle c. Obtuse Angle


 c. Obtuse Angle



Name _____ Date _____

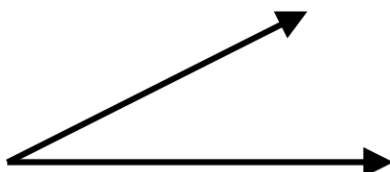


Identifying Angles



Directions: Identify the following angles.

1

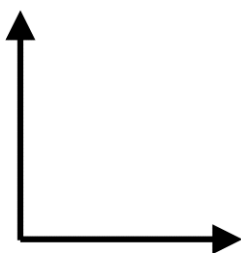


a. Right Angle

b. Acute Angle

c. Obtuse Angle

2

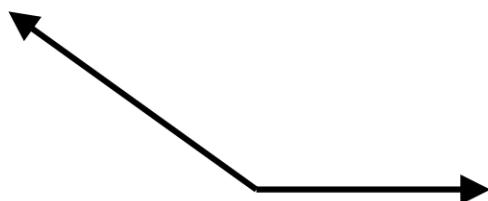


a. Right Angle

b. Acute Angle

c. Obtuse Angle

3

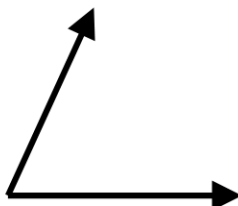


a. Right Angle

b. Acute Angle

c. Obtuse Angle

4

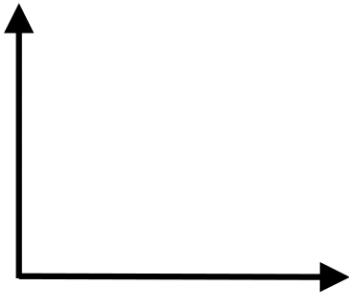


a. Right Angle

b. Acute Angle

c. Obtuse Angle

5




a. Right Angle

b. Acute Angle

c. Obtuse Angle

6

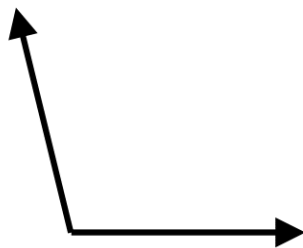


a. Right Angle

b. Acute Angle

c. Obtuse Angle

7

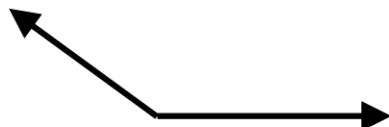


a. Right Angle

b. Acute Angle

c. Obtuse Angle

8



a. Right Angle

b. Acute Angle

c. Obtuse Angle

ACKNOWLEDGEMENTS

Borders, fonts, and graphics by



Follow, Tweet, Pin, & Share!



Thank you for downloading!

www.TheTeacherTreasury.com



HELP US GROW!

Please take a moment to tell other educators about our website and resources.

www.TheTeacherTreasury.com



We appreciate your support!